

# Grease Pumps

## Air-Operated Piston Pumps



### Fire-Ball™ 50:1

#### Typical Application

High-pressure grease dispense

#### Features and Benefits

- 1 Non-corrosive air motor design (metal parts made of SST, aluminum and chrome) for long life
- 2 No metal-to-metal contact provides longer pump life and withstands harsh environments
- 3 Double-acting pump provides smooth fluid flow
- 4 Few moving parts translates into low maintenance and low cost of ownership
- 5 Robust grease inlet cage withstands the most abusive handling

#### Typical Fluids Handled

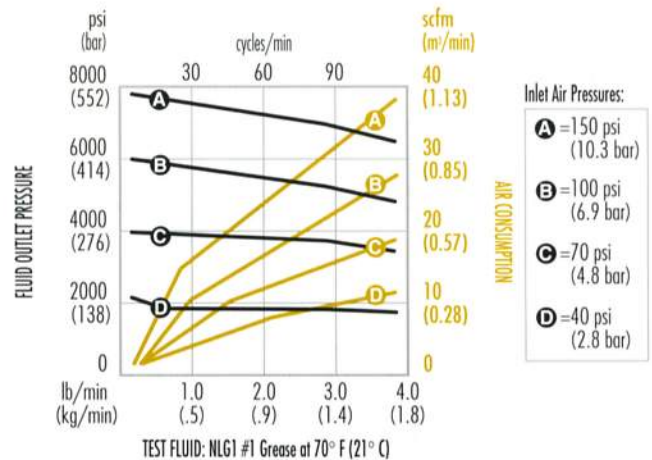
- NLGI #00 Lubricating Grease
- NLGI #0 Lubricating Grease
- NLGI #1 Lubricating Grease
- NLGI #2 Lubricating Grease



Fire-Ball 50:1  
239888 shown

## Technical Specifications Pump Performance

Max. fluid pressure	8400 psi (580 bar)
Effective air motor diameter	.3 in.
Operating range	40-180 psi (2.8-12.5 bar)
Max. continuous duty flow rate	1.82 lbs./min (.83kg/min.)
Approx. air consumption @100 psi (7 bar)	22.8 cfm
Air inlet	3/8 npt (f)
Material outlet	.1/4 npt (f)
Material inlet	slotted
Wetted parts	CS, Delrin, Buna-N, Polyurethane
Service manual	308883



# Grease Pumps



## Air-Operated Piston Pumps

### Fire-Ball 50:1 Packages for 120-lb. (55kg) Containers

Container Size	Portable Package w/Caster Base	Portable Package w/Two-Wheeled Cart	Portable Package w/Heavy-Duty Cart	Stationary Supply Package	Stationary Supply Topper-Inductor Package
	120-lb. (55kg)	120-lb. (55kg)	120-lb. (55kg)	120-lb. (55kg)	120-lb. (55kg)
Package No.	225006*	225026*	222245*	225014*	222073*
Pump No.	239887	239887	239887	239887	239887
Hose Kit	222070	222070	222383	222072	-
Fluid Hose	12 ft. (3.7m) x 1/4 in.	12 ft. (3.7m) x 1/4 in.	25 ft. (7.6m) x 1/4 in.	6 ft. (1.8m) x 1/4 in.	6 ft. (1.8m) x 1/4 in.
Air Hose	-	-	-	6 ft. (1.8m) x 3/8 in.	6 ft. (1.8m) x 3/8 in.
Follower Plate	220654	220654	220654	220654	-
Cover	204574	204574	222060	204574	-
Holster	203976	203976	-	-	-
Caster Base	203622	-	-	-	-
Cart	-	203650	222243	-	-
Elevator	-	-	-	-	204121
Pump Support	-	-	-	-	222074**
Hold Down Kit	-	-	222061	-	-
Instruction Manual	307878	307878	307878	307880	306523



- \* use 3/8 in. air regulator (109075); must be ordered separately.
- \*\* pump support assembly includes dust cover, base, inductor plate, and 6 ft. fluid & air hoses.



# Grease Pumps



## Air-Operated Piston Pumps

### Fire-Ball 50:1 Packages for 400-lb. (180kg) Containers

Stationary  
Package

Topper-Inductor  
Package

Container Size	400-lb. (180kg)	400-lb. (180kg)
Package No.	225016*	226013*
Pump No.	239888	239888
Hose & Fitting Kit	222072	204467
Fluid Hose	6 ft. (1.8m) x 1/4 in.	6 ft. (1.8m) x 1/4 in.
Air Hose	6 ft. (1.8m) x 3/8 in.	6 ft. (1.8m) x 3/8 in.
Follower Plate	223845	-
Cover	200326	-
Carriage	-	204461
Elevator	-	204385
Inductor Plate	-	204353
Base	-	205339
Instruction Manual	307880	306556



\* use 3/8 in. air regulator (109075); must be ordered separately